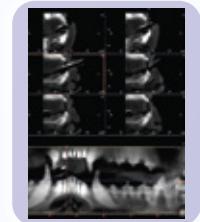


DeteCT Vet

**COMPACT DESIGN,
CLEAR RESULTS,
MAXIMUM EFFICIENCY**



STREAMLINED 3D IMAGING

Advanced 3D images without the infrastructure and space demands of conventional CTs.



FAST SCANS, SMOOTH WORKFLOW

Complete scans in just 19 seconds, helping your clinic stay efficient and your patients moving.



SMART IMAGING FOR LESS

High-quality scans with less space, energy, and maintenance. Keeping ownership costs lower than a conventional CT.

VERSATILE IMAGING FOR EVERY PATIENT



DENTAL:

Provides detailed 3D images of teeth, jawbones, and surrounding structures.



SPINE & JOINTS:

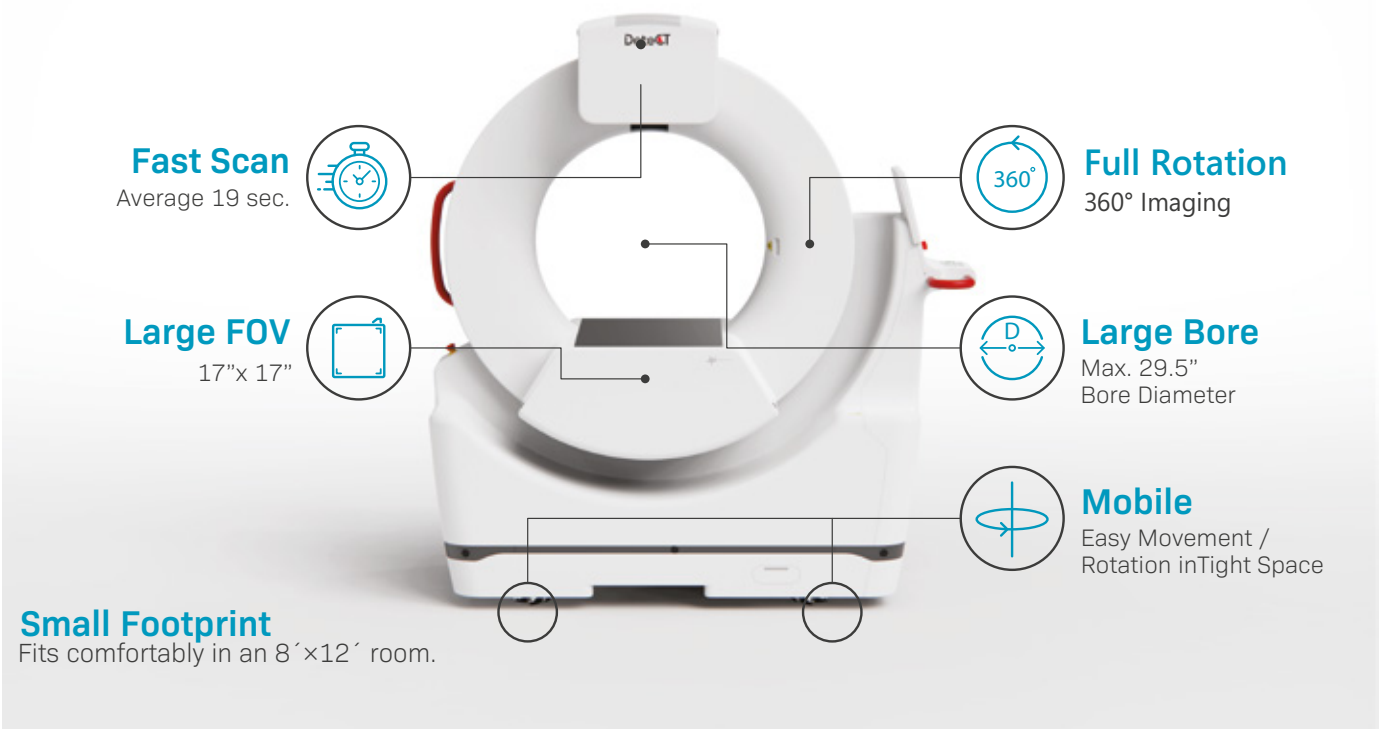
Support your assessment of joints, fractures, and bone fragments with improved clarity.



VASCULAR & INTERNAL:

Helps evaluate all body parts and organs with clarity.

High-definition system that provides accurate scans with ExamVue™ Duo acquisition software



Fast Scan
Average 19 sec.

Large FOV
17" x 17"

Small Footprint
Fits comfortably in an 8' x 12' room.


Full Rotation
360° Imaging

Large Bore
Max. 29.5" Bore Diameter

Mobile
Easy Movement / Rotation inTight Space

Simplifying Advanced Imaging

DeteCT system delivers the clarity you need, without the complexity of traditional CT.



Control Touch Panel

User-Friendly and intuitive UI for easy control and maneuverability

Customer Service

We are JPI. **After sales service and support** isn't just a priority—it's the core of our commitment. We are relentless in our pursuit of one singular goal: to **minimize your downtime**. Our outstanding support team of experienced and knowledgeable engineers are always ready to help.

